

# 5 Comparing Functions Questions (HW)

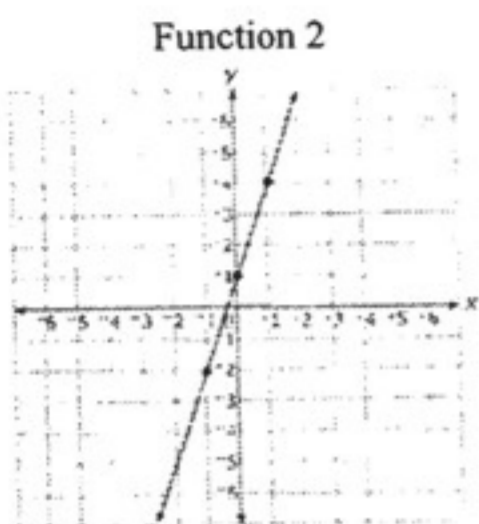
Name: \_\_\_\_\_

Date: \_\_\_\_\_

1. The table and graph below represent two different functions.

Function 1

x	y
3	-12
1	-2
0	3



What is the difference between the slopes of the two functions?

- A. 4
- B. 3
- C. 2
- D. 1

2. Susan's Scooter Rentals charges a \$75 deposit, plus \$35 per hour. Carol's Scooter Rentals charges their customers based on the table below.

Carol's Scooter Rentals

Hours (x)	Customer Charges (y)
2	\$145
4	\$215
6	\$285

Which statement is true?

- A. Susan's Scooter Rentals charges \$5 more per hour than Carol's Scooter Rentals.
- B. Carol's Scooter Rentals charges \$5 more per hour than Susan's Scooter Rentals.
- C. Both scooter rental companies charge the same amount.

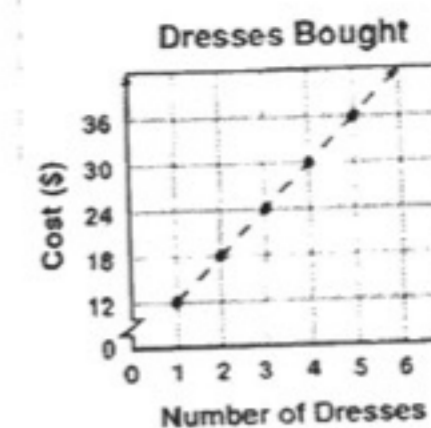
3. Rhoda and James both sell laptops and earn commission based on the number of laptops sold. In one month, Rhoda earns \$2000 in commission for selling 10 laptops and has a base salary of \$600. The money James earns for selling laptops in the same month is shown in the graph below.



Which of these statements is true of the money Rhoda and James earn for selling laptops?

- A. Rhoda earns \$10 more than James for selling 10 laptops during the month.
- B. James earns \$500 more than Rhoda for selling 10 laptops during the month.
- C. James earns \$50 more in commission than Rhoda for each laptop sold.
- D. Rhoda earns \$600 more in commission than James for each laptop sold.

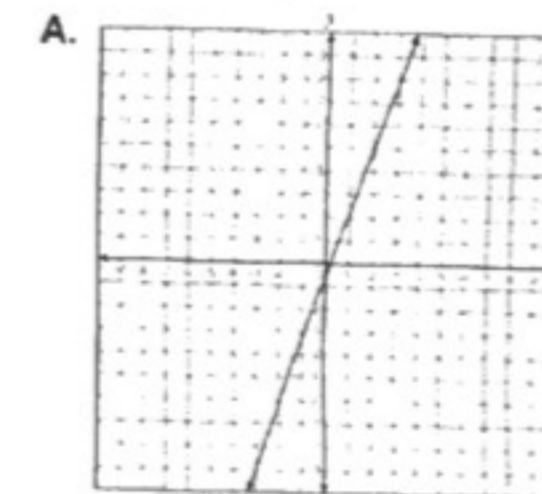
4. The graph below shows the relationship between the number of dresses bought at a sale and the total cost for those dresses.



What does the slope of the graph represent?

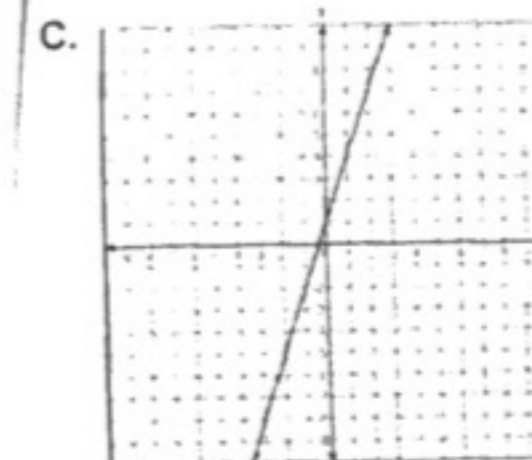
- A. the cost of the first dress
- B. the total cost of all the dresses
- C. the cost of each additional dress after the first
- D. the cost of the first dress and one additional dress

5. Which representation corresponds to the equation  $y = 3x + 1$ ?



B.

x	y
-1	4
0	1
1	-2



D.

x	y
2	-2
3	1
4	4